



# MAGNA Serial Input Large Digit Displays

Numeric Displays for Computers, PLCs, Smart Sensors & Transmitters with a Serial Output



## Features

- Choice of 2-1/4", 4", 6" or 8" digit heights
- Choice of 4 or 6 digits with period dividers
- Choice of normal or outside viewing brightness
- Choice of RS232 or RS485 serial data input
- Choice of panel mount, wall mount or suspension mount
- Choice of 95-264 Vac or 11-30 Vdc power
- Sealed to NEMA-4 (IP65)
- Only 3.0" (75 mm) deep
- Programmable from front panel
- Optional dual 5A relay outputs, analog output, serial I/O
- Ideal displays for Laureate serial output transmitters

## Description

**MAGNA Series Serial Input Large Digit Displays** accept RS232, RS422 or RS485 serial data from computers, PLCs, transmitters and smart sensors with a serial output. They are digitally addressable and can extract the data to be displayed from within complex data strings. They are ideal for use with economical Laureate Serial Output transmitters, which are available for a wide range of inputs, both analog and pulsed. Please see the next section.

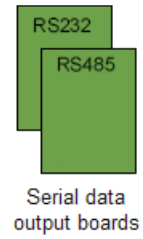
**Viewing distances** up to 320 feet (100 m) are achieved with oversize digits. A rule of thumb is that viewing distance in feet is 40 times digit height in inches, or in metric terms, that viewing distance in meters is digit height in millimeters divided by 2.

**Four digit heights are available:** 57 mm (2-1/4"), 102 mm (4.0"), 150 mm (5.9"), and 200 mm (7.9"). Solid segments are used for normal brightness 2.2" and 4.0" digits. Individual 5 mm LED pixels are used for larger digits and outdoor brightness versions. The number of digits can be 4 or 6.

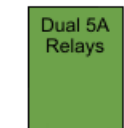
**Indoor or Outdoor Viewing:** MAGNA Series Displays with normal brightness LEDs can be read across an entire plant floor to keep workers informed without leaving their work area. Displays with outdoor brightness LEDs can be read across an industrial yard, parking lot or roadway, for example to display vehicle load. Available mounting options are panel mount, wall mount and suspension mount. Environmental sealing to IP65 (NEMA-4X) is standard.

**Available Options** are dual 5A relays, an analog output, an RS-232 or RS485 serial data output, and 95-264 Vac or 11-30 Vdc power.

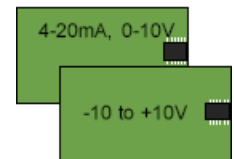
**Intuitive Setup** is normally provided by means of built-in front panel switches, which can be locked. It is also possible to remotely wire four pushbuttons to the display.




Serial data output boards



Dual 5A relay output board



Analog signal output boards



Serial data input board

## Specifications

Serial Data Input	
Serial Data Types	RS232 or RS485 (specify at time of order)
Serial Connector	Detachable plug-in screw terminals
Displayed Information	ASCII: Displays any character within 7-segment display limitations. Quant: Displays only numeric ASCII values. Qa.Tot: Quantity totalizer. Can be used to accumulate weight values, for example after each batch. Uses a contact closure to trigger addition.

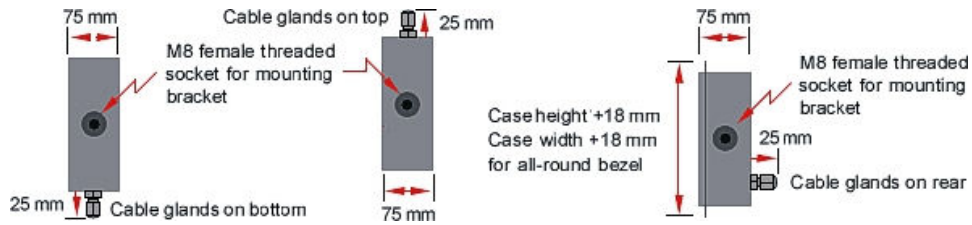


<b>Settable Parameters</b>	
Baud Rate	300 to 115200 baud
Data Format	701, 7e1, 7n2, 801, 8e1, 8n1, 8n2
Termination Character	Hex 00 to FF
Reject Characters	Counted from termination character
Addressing	00 (wildcard) to F7
<b>Display</b>	
Number of Digits	4 or 6
Digit Height	57 mm (2-1/4"), 102 mm (4.0"), 150 mm (5.9"), or 200 mm (7.9")
Digit Color	Red
Brightness	Variable
Format	8.8.8.8. or 8.8.8.8.8.8.
<b>Logic Inputs</b>	
Font Panel Controls	Calibration, Tare, Reset, Max/Min, Alarms
Logic Functions	Three logic inputs, individually configurable for Hold, Reset, Tare, Peak / Valley, Net/Gross, Memory Address.
Logic Levels	Normally open, NPN or contact closure input to activate. 5V open circuit, 1 mA switched current.
<b>Power</b>	
AC Power (standard)	100-240 Vac
DC Power (option)	11-30 Vdc
Max Consumption	30 VA
<b>Analog Output Option</b>	
Output Levels	0-20/4-20 mA into 0 to 500Ω, 0.4 μA resolution. 0-10V into loads > 600Ω, 0.2 mV resolution. -10 to+10V into loads > 600Ω, 0.4 mV resolution.
Resolution	16 bits
Accuracy	0.1% of range
Stability	50 ppm/°C
Output Isolation	Isolated from input and power
Scaling	Digitally scalable
Special Features	Can be set to operate from net or gross value.
<b>Alarm Output Option</b>	
Relay Type	2 Alarms rated 5A, 250VAC, SPDT
Special Features	Adjustable hysteresis In-flight compensation facility. Energize or de-energize on trip. Adjustable timers to set energize and de-energize delays. Can also be set to pulse for applications needing less than 100% duty cycle. In-band and out-of-band alarm function. Manual and automatic in-flight compensation. Can be set to operate from net or gross value.
<b>Serial Data Output Option</b>	
Output Types	RS232 or RS485, addressable, on demand or continuous output.
Special Features	Can include time and date with RTC option fitted. Can be set to operate from net or gross value.
<b>Environmental</b>	
Storage Temperature	-20°C to +70°C
Operating Temperature	0°C to 50°C, non-condensing -25°C to 50°C, non-condensing, with MHTR AC heater option
Sealing	NEMA-4 (IP65) standard, all-round
Mounting	Wall mount, suspension mount, panel mount
<b>Approvals</b>	
Types	Produced to IPC 610 Class 2 Standard UL ISO9001:2008 QA

## Number of Digits & Case Dimensions



Signal Type	4 Digits	6 Digits
Serial Data Input	<i>8888</i>	<i>888888</i>
Case width x height	4 Digits	6 Digits
57 mm (2.2") digits	279 x 155 mm (11.0" x 6.1")	376 x 155 mm (14.8" x 6.1")
102 mm (4.0") digits	434 x 196 mm (16.7" x 7.7")	616 x 196 mm (24.3" x 7.7")
150 mm (5.9") digits	514 x 247 mm (20.2" x 9.8")	744 x 248 mm (29.3" x 9.8")
200 mm (7.9") digits	664 x 298 mm (26.1" x 11.7")	984 x 298 mm (38.7" x 11.7")
Case depth	<b>75 mm (3.0")</b>	



**Notes:** Models with 57 mm (2.2") digits, 4 digits and 4 relays require the larger 6-digit case. For panel mount versions, add 18 mm (0.7") to case width and height for the bezel and 25 mm (1.0") for cable glands in back of the case.

## Ordering Guide

Create a model a model number in this format: **M24-MRS2-MT2**

<b>Base Model</b>	<b>M24</b> 2" (57 mm) digit height, 4 digits. Display to 8.8.8.8. <b>M24UM</b> 2" (57 mm) digit height, 4 digits. Display to 8.8.8.8. (UM includes needed extra width to fit relay, analog or serial output options) <b>M26</b> 2" (57 mm) digit height, 6 digits. Display to 8.8.8.8.8.8. <b>M44</b> 4" (102 mm) digit height, 4 digits. Display to 8.8.8.8. <b>M46</b> 4" (102 mm) digit height, 6 digits. Display to 8.8.8.8.8.8. <b>M64</b> 6" (150 mm) digit height, 4 digits. Display to 8.8.8.8. <b>M66</b> 6" (150 mm) digit height, 6 digits. Display to 8.8.8.8.8.8. <b>M84</b> 8" (200 mm) digit height, 4 digits. Display to 8.8.8.8. <b>M86</b> 8" (200 mm) digit height, 6 digits, Display to 8.8.8.8.8.8.
<b>Signal Input</b> (one required, select one)	<b>M232</b> RS232 serial input <b>M485</b> RS485 / RS422 serial input
<b>Analog Output Board</b> (one optional)	<b>MAO1</b> 4-20 mA <b>MAO2</b> 0-10V <b>MAO3</b> -10V to +10V
<b>Relay Output Board</b> (one optional)	<b>MRL1</b> Two 5A, 250 Vac relays <b>MRL2</b> Four 5A, 250 Vac relays
<b>Serial Data Output Board</b> (one optional)	<b>MO232</b> RS232 <b>MO485</b> RS485 with Modbus ASCII
<b>Case and Mounting</b> (one required)	<b>MT1</b> Panel mount, black NEMA-4 (IP65) case <b>MT2</b> Wall mount, black NEMA-4 (IP65) case <b>MT3</b> Suspension mount, black NEMA-4 (IP-65) case
<b>Meter Modifying Options</b> (not shippable separately from meter)	<b>MRDLV</b> Daylight viewing brightness instead of normal indoor brightness <b>MHTR</b> AC heater for operation down to -25°C (-13°F) <b>MPS2</b> 11-30 Vdc power instead of normal 85-265 Vac power
<b>Add-on Option</b> (shipped separately from meter)	<b>MRP</b> MAGNA remote programmer (wire connection to display unit)